

B.R. RYALL YMCA

Guides

Princesses

TRIBE: _____

EVENT: _____

CHILD'S NAME: _____

DATE: _____

PATCH SHAPE

(check one box)

2 1/2" Circle

1 7/8 " x 3" Oval

2 1/8" x 2 7/8" Rounded

2 1/4" x 2 1/2" Rectangle

1 7/8" x 2 3/4" Rectangle

BACKGROUND COLORS

(check one box)

Red

Orange

Yellow

Bright Green

Dark Green

Light Blue

Royal Blue

Navy

White

Light Grey

Dark Grey

Black

Gold

Khaki

THREAD COLORS

(up to 7, color in boxes below)

color #1

color #2


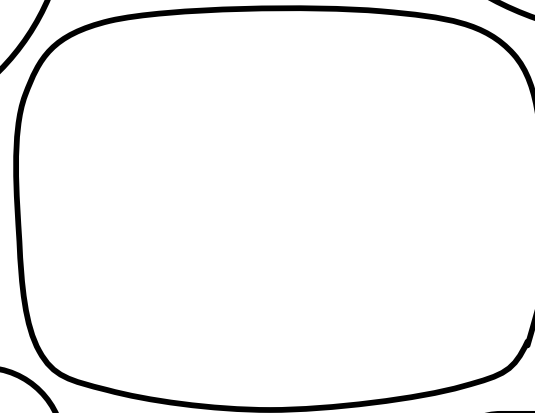
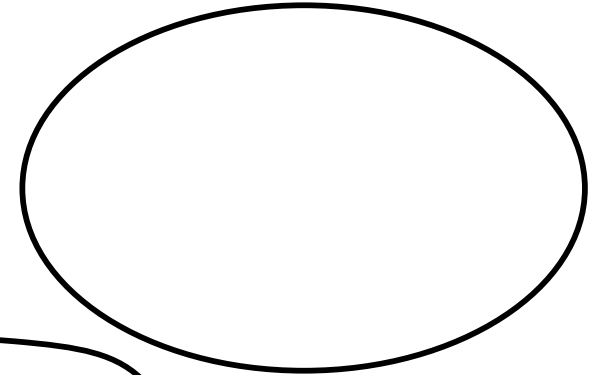

color #3

color #4

color #5

color #6

color #7



Directions:

BORDER COLOR

(color in box below)

color #8

1.) Choose a shape, check box.

2.) Choose a background color, check box.

3.) Choose up to 7 thread colors, fill in boxes.

4.) Choose a border color, fill in box.

5.) Color picture in one shape (above), do not use crayons.

6.) Letters should be no smaller than 1/4" high.